

A woman with glasses is looking at her phone in a city at night. The background is a blurred city street with lights and other people. The overall tone is dark blue.

citrix

Citrix i RedHat OpenShift

Bezpieczna platforma dla aplikacji, desktopów i nie tylko

Sebastian Kisiel

Cloud Software Group Eastern Europe

**Users/
Personas**



eLux OS



Windows



Mac



Linux



Workspace App

HDX

Web & SaaS Apps



DaaS



Linux Apps



Virtual Desktops



Multi-session
Desktops



Windows Server
Apps & Desktops



Remote PC Access



Cloud

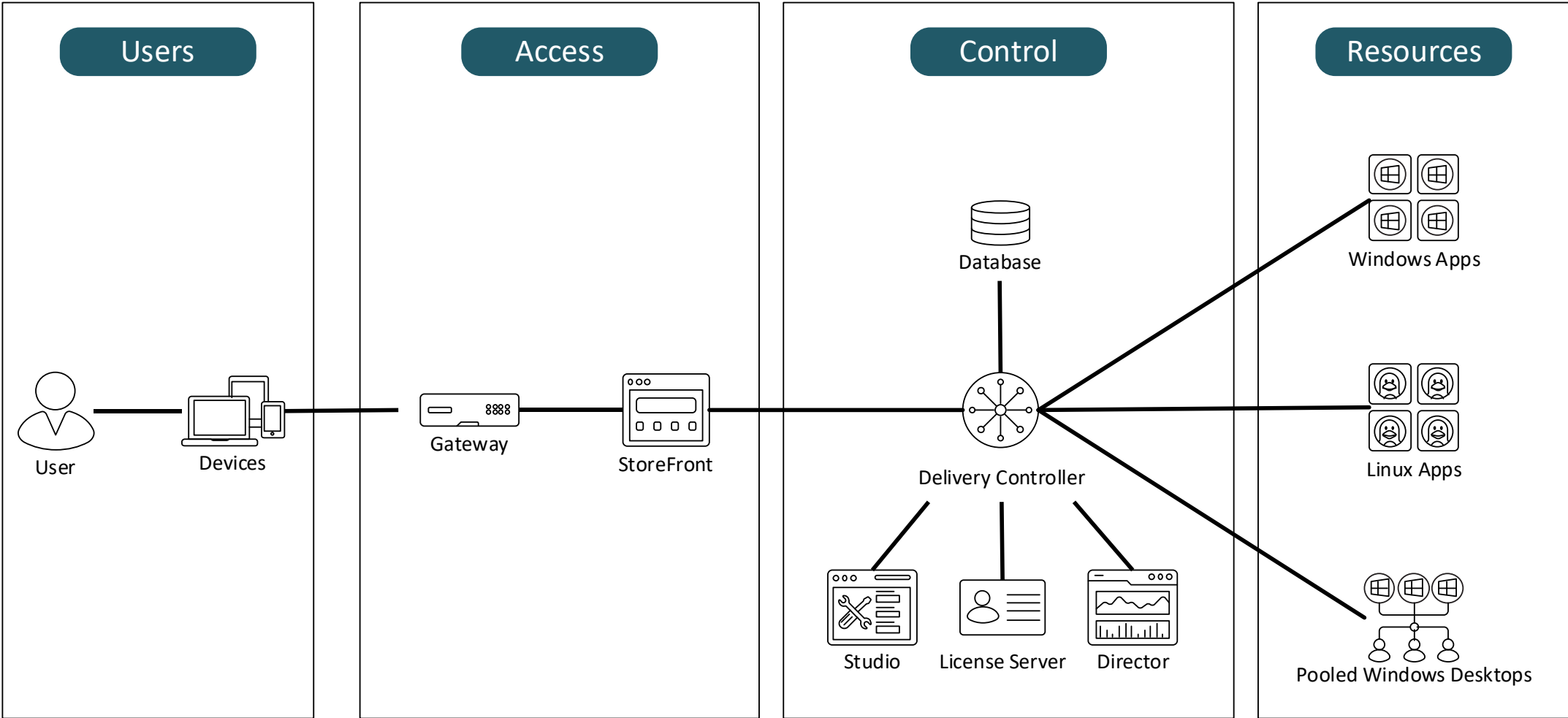
Application

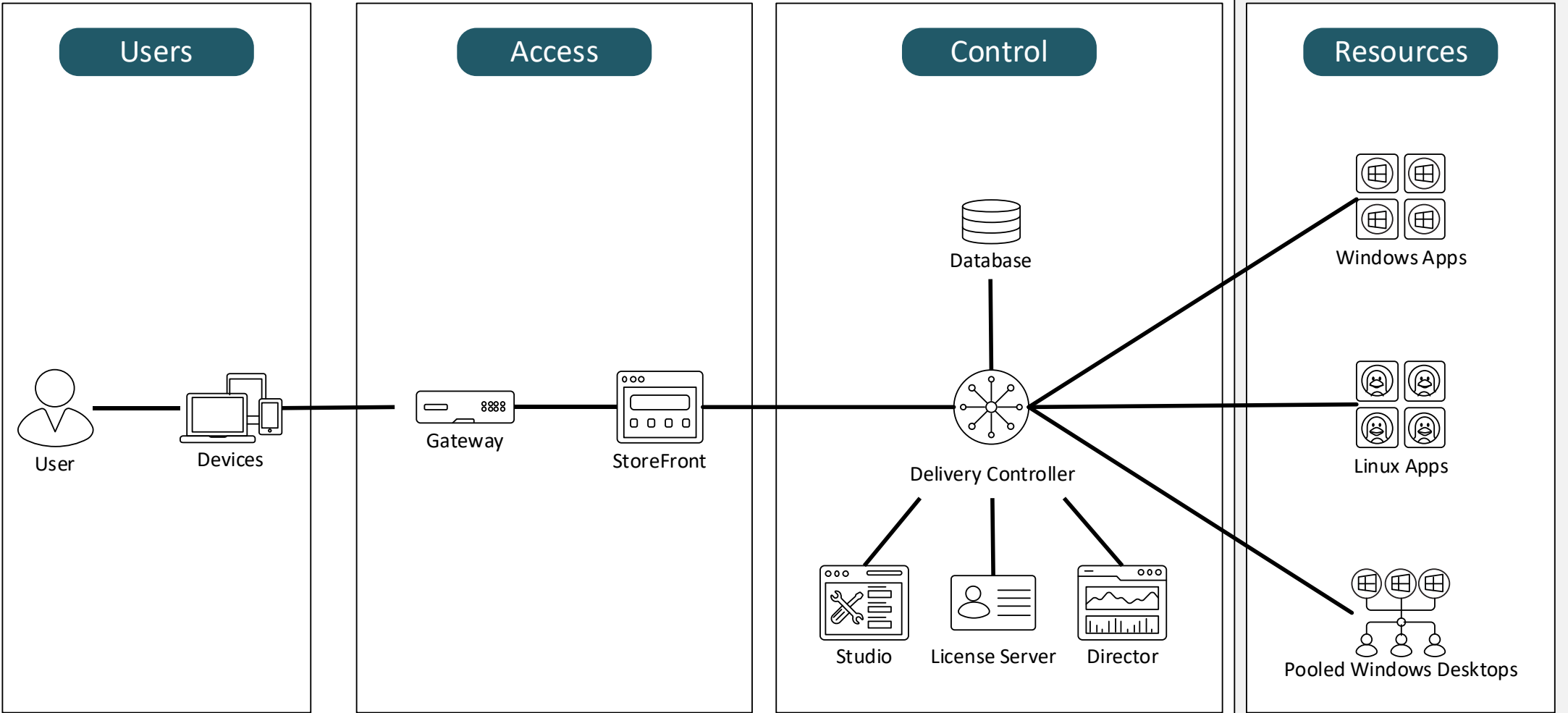



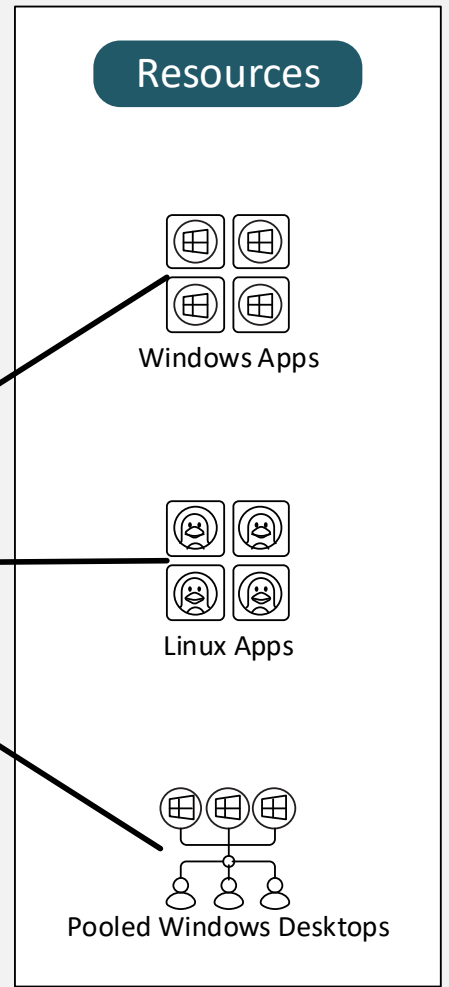
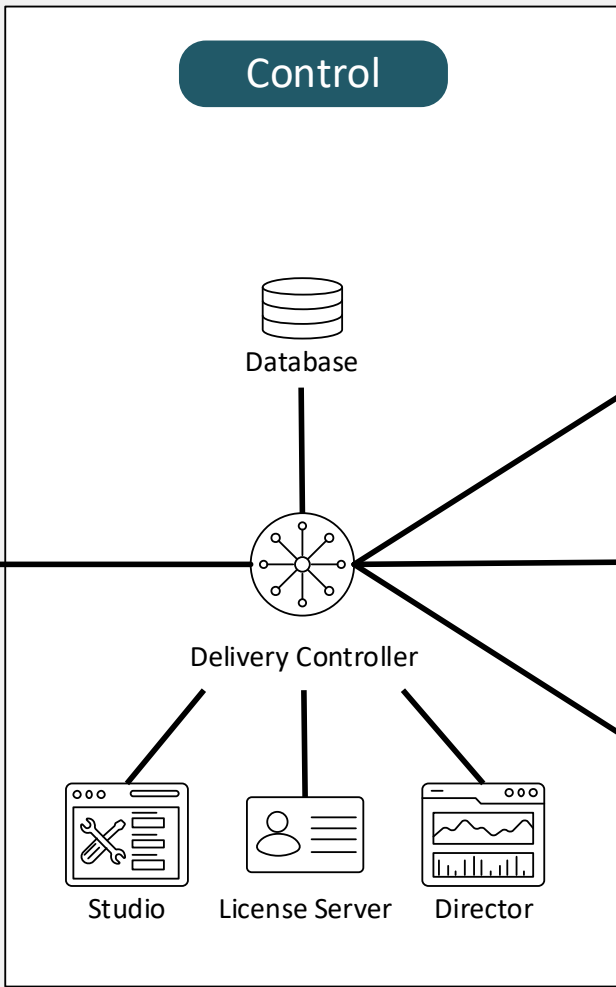
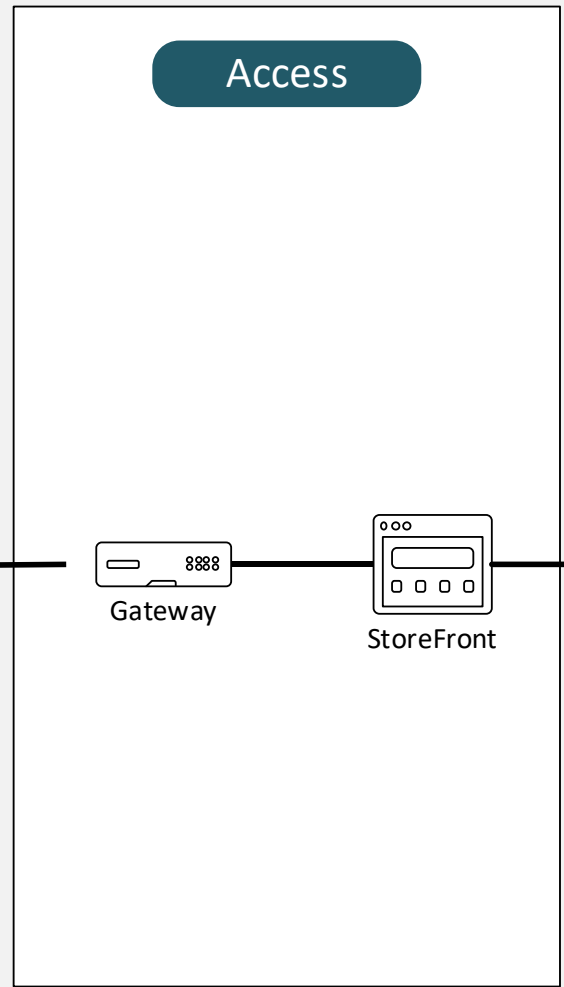
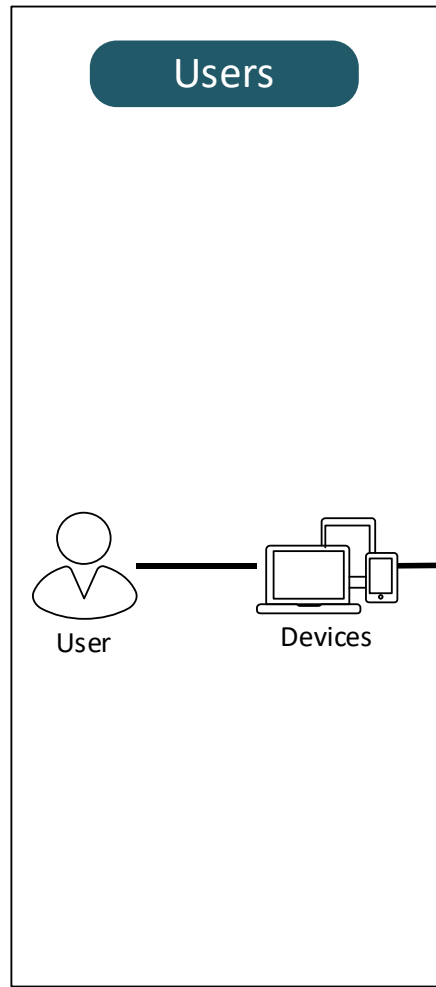
**0110
1100**

On-Prem









Host



OpenShift cluster – Virtualization

Namespace (Project)

- Network
- Storage

Service Account and Service Account Token

- Roles and role bindings for the service account

<https://github.com/citrix/citrix-mcs-sdk-samples/tree/main/OpenShift/Hosting%20Connection/Role/>

Citrix Components

- Delivery Controller (Broker)
- MS SQL
- StoreFront



Other Components

- AD (EntraID)
- DNS
- DHCP



- Quick Deploy
- Search
- Machine catalogs
- Delivery groups
- Applications
- Images
- Policies
- Logging
- Administrators
- Hosting**
- StoreFront
- App packages
- Zones
- Backup and restore
- Settings
- Monitor
- Advisor
- Environment Management
- Environment Management (Web)

DaaS > Hosting

Add Connection and Resources

Name ↑	Type
Sebastian-XS	XenServer™
XS_TrueNAS_CTX	-
XS-AJESH	XenServer™
VDILAN	-

Click an item to view the details.

Add Connection and Resources



- 1 Connection
- 2 Namespace Selection
- 3 Storage Selection
- 4 Network
- 5 Scopes
- 6 Summary

Connection

Use an existing connection

Sebastian-XS

Create a new connection

Zone:

Sebastian RL

Connection type:

Red Hat OpenShift

Connection address:

https://openshift.citrix.net.pl:6443

Service account token:

```
W0ivzlefWdd7kpjY70PF+Drp2jOIQTcwa0TSyiR+MhHhgGJMGP6EAu  
kRNdZjh0aVs3p82JU58LPry90kttHWKnA5j4ofmNv5HYluAu5UYg1  
0VjyslcEOfzoUrV9zcUm4luTsceU9BbxIXDnZOR4rKiW3j10LldbCx7  
7uhRyy6EZ0+JJfqDetZ31elkGKOA
```

Connection name:

RedHatOSV

Create virtual machines using:

Citrix provisioning tools (Machine Creation Services or Citrix Provisioning)

Other tools

Next

Cancel

Add Connection and Resources



- 1 Connection
- 2 **Namespace Selection**
- 3 Storage Selection
- 4 Network
- 5 Summary

Namespace Selection

Select a namespace for this connection.

+ Select namespace

(g)

Next

Cancel

citrix | Virtual Apps and Desktops

Home > Machine catalogs

Search

Create Machine Catalog

View all

Machine catalog folders

- Machine Catalogs

Select a machine catalog within a

Collapse <<

Quick D

Search

Machine catalogs

Delivery groups

Applications

Images

Policies

Logging

Administrators

Hosting

StoreFront

App packages

Zones

Backup and restore

Settings

Administrators

Hosting

Licensing

StoreFront

App packages

Zones

Backup and restore

Settings

Machine Catalog Setup



- 1 Machine Type
- 2 Machine Management
- 3 Desktop Experience
- 4 Image
- 5 Virtual Machines
- 6 Machine Identities
- 7 Domain Credentials
- 8 Summary

Machine Type

Select a machine type for this catalog.

- Multi-session OS
The multi-session OS machine catalog provides hosted shared desktops for a large-scale deployment of standardized Windows multi-session OS or Linux OS machines.
- Single-session OS
The single-session OS machine catalog provides VDI desktops ideal for a variety of different users.
- Remote PC Access
The Remote PC Access machine catalog provides users with remote access to their physical office desktops, allowing them to work at any time.

There are currently no power management connections suitable for use with Remote PC Access.

Next

Cancel

Next

citrix | Virtual Apps and Desktops

Quick I

Search

Machin

Deliver

Machine catalogs

Applications

Images

Policies

Logging

Administrators

Hosting

Licensing

StoreFront

App packages

Zones

Backup and restore

Settings

Settings

Collapse <<

Machine Catalog Setup



- ✓ Machine Type
- 2 Machine Management
- 3 Desktop Experience
- 4 Image
- 5 Virtual Machines
- 6 Machine Identities
- 7 Domain Credentials
- 8 Summary

Machine Management

This machine catalog will use:

- Machines that are power managed (for example, virtual machines or blade PCs)
- Machines that are not power managed (for example, physical machines)

Deploy machines using:

- Citrix provisioning technology
 - Citrix Machine Creation Services (MCS)

Resources:

RedHatOSV_vLan223_250TB (Zone:Primary) ▾

- Citrix Provisioning Services (PVS) ?

No PVS sites have been registered.

- Other service or technology

I am not using Citrix technology to provision my machines. I have machines already prepared.

Note: For Linux OS machines, consult the administrator documentation for guidance.

Back

Next

Cancel

el

citrix | Virtual Apps and Desktops

Quick I

Search

Machin

Deliver

Machine catalogs

Delivery groups

Applications

Images

Policies

Logging

Administrators

Hosting

StoreFront

App packages

Zones

Backup and restore

Settings

Settings

Collapse <<

Home > Machine catalogs

Search

Create Machine Catalog

View all

Machine catalog folders

- Machine Catalogs

Select a machine catalog within a

Machine Catalog Setup



- ✓ Machine Type
- ✓ Machine Management
- 3 Desktop Experience
- 4 Image
- 5 Virtual Machines
- 6 Machine Identities
- 7 Domain Credentials
- 8 Summary

Desktop Experience

Which desktop experience do you want users to have?

- I want users to connect to a new (random) desktop each time they log on.
- I want users to connect to the same (static) desktop each time they log on.

Do you want to save any changes that the user makes to the desktop?

- Yes, create a dedicated virtual machine and save changes on the local disk.
- No, discard all changes and clear virtual desktops when the user logs off.

Back

Next

Cancel

el

citrix | Virtual Apps and Desktops

Home > Machine catalogs

Search

Create Machine Catalog

View all

Machine catalog folders

- Machine Catalogs

Select a machine catalog within a

Collapse <<

Quick T

Search

Machine

Delivery

Applications

Images

Policies

Logging

Administrators

Hosting

Licensing

StoreFront

App packages

Zones

Backup and restore

Settings

Select an image

Select a master image (snapshot or VM):

Refresh

- > eLux-VDI 2505 ?
- > eLux-VDI 2509 ?
- > NUC-AD01 ?
- > NUC-CC01 ?
- > NUC-CC02 ?
- > NUC-DDC01 ?
- > NUC-NS01 ?
- > NUC-NSC01 ?
- > NUC-OPNSense ?
- > NUC-SCOUT02 ?
- > NUC-SCOUT03 ?
- > NUC-SF01 ?
- > NUC-SQL01 ?
- > NUC-SQL02 ?
- > NUC-SR01 ?
- > NUC-SS01 ?
- > NUC-SS02 ?
- ▼ NUC-SS03 ?
 - ▼ NUC-SS03-Snap1 ?
 - NUC-SS01-Snap2 ?
- > NUC-W01 (DT) ?
- > NUC-W02 (NoDT) ?
- > NUC-W03 (Master) ?
- > NUC-WEM01 ?
- > Ubuntu Jammy Jellyfish 22.04 (1) ?
- > WindowsServer2022 ?

Done

Cancel

el

citrix | Virtual Apps and Desktops

Quick I

Home

Search

Machine catalogs

Delivery groups

Applications

Images

Policies

Logging

Administrators

Hosting

Licensing

StoreFront

App packages

Zones

Backup and restore

Settings

Collapse <

Home > Machine catalogs

Search

Create Machine Catalog

View all

Machine catalog folders

- Machine Catalogs

Select a machine catalog within a

Machine Catalog Setup

- ✓ Machine Type
- ✓ Machine Management
- ✓ Desktop Experience
- ✓ Image
- 5 Virtual Machines
- 6 Machine Identities
- 7 Domain Credentials
- 8 Summary

Virtual Machines

How many virtual machines do you want to create? Enter 0 (zero) if you do not want to create any.

Configure your machines.

Total memory (MB) on each machine:

Select a virtual machine copy mode.

- Use fast clone for more efficient storage use and faster machine creation.
- Use full copy for better data recovery and migration support, with potentially reduced IOPS after the machines are created.

Back

Next

Cancel

el

citrix | Virtual Apps and Desktops

Home > Machine catalogs

Search

Create Machine Catalog

View all

Machine catalog folders

- Machine Catalogs

Select a machine catalog within a

Quick I

Search

Machin

Deliver

Applic

Images

Policies

Loggin

Admini

Hostin

StoreFi

App pa

Zones

Backup

Setting

Monito

Advisoi

Enviro

Enviro

Hi

Home

Search

Machin catalogs

Delivery groups

Applications

Images

Policies

Logging

Administrators

Hosting

Licensing

StoreFront

App packages

Zones

Backup and restore

Settings

Collapse <<

Machine Catalog Setup

- Machine Type
- Machine Management
- Desktop Experience
- Image
- Virtual Machines
- 6 Machine Identities**
- 7 Domain Credentials
- 8 Summary

On-premises Active Directory

Each machine in the catalog must have a corresponding Active Directory computer account. Create accounts or use existing accounts.

Select an Active Directory account option:

- Create new Active Directory accounts
- Use existing Active Directory accounts

Location (domain) for those accounts:

ctx.lab

- > Accounts
- < Computers
 - > CCC
 - < DDC
 - DT**
 - > No_DT
 - > WEM
 - > eLux
 - > Services
 - > Users

Selected location:

OU=DT,OU=DDC,OU=Computers,OU=NUC,DC=ctx,DC=lab

Machine account naming scheme ?

Specify account naming scheme:

RHOSV-W11-##

RHOSV-W11-01 3 characters left.

Specify numbers the account names start with (optional) ?

Wildcard (#) type

0-9 A-Z

Back

Next

Cancel

fter the

- Home
- Search
- Machine catalogs
- Delivery groups**
- Applications
- Images
- Policies
- Logging
- Administrators
- Hosting
- Licensing
- StoreFront
- App packages
- Zones
- Backup and restore
- Settings

Home > Delivery groups

Search

Create Delivery Group + Create F

View all

Delivery group folders

- Delivery Groups

Select a delivery group within a fo

Create Delivery Group



- Machines
- Delivery Type
- Users
- Desktop Assignment Rules
- App Protection
- Policy Set
- 7** Summary

Summary

Machine catalog:	Windows11-RHOSV
Machine type:	Single-session OS
Allocation type:	Static
Machines added:	CTX\RHOSV-W11-01 CTX\RHOSV-W11-02 2 unassigned
Suspend capability:	Optional
Delivery type:	Desktops
Allow list:	CTX\CTX-Admins;CTX\CTX-Users;CTX\CTX-Demo
Desktop assignment rules:	Windows 11-RHOSV
Launch in user's home zone:	No
Manage Autoscale ?	Disabled
App Protection:	Anti-keylogging, Anti-screen capture
Folder:	Delivery Groups\
Time zone: ?	(UTC) Coordinated Universal Time

Delivery group name:

Delivery group description, used as label in Citrix Workspace app (optional):



User name:

ctx\sebastian

Password:

.....

Log On











































citrix

Good afternoon, Sebastian Kisiel

Sunday, October 26, 2025

Home Apps Desktops


Quick access

  Azure Desktop EMEA Desktop	  Calendar Online Web	  Customize Demo Web	  deviceTRUST Protected Desktop Desktop	  deviceTRUST Virtual Endpoint Desktop	  DICOM Viewer Desktop App
  DLPTest PII Redacted Web	  DLPTest PII Visible Web	  Excel Desktop App	  Intranet Isolated Web	  Intranet Secured Web	  Office 365 Web
  OneDrive Online Web	  Outlook Desktop App	  Outlook Online Web	  Session Recording Desktop Desktop	  Splunk Console Web	  UberAgent Dashboard Desktop App
  UberAgent EMEA	  UberAgent USA	  Word			

Good afternoon, Sebastian Kisiel


Sunday, October 26, 2025

Home Apps Desktops

★  ...


Stepping Stones

Desktop

★  ...


Windows11

Desktop

★  ...

WindowsDT

Desktop

☆  ...

Windows 11 - RHOSV

Desktop



Recycle Bin

Pin Ctrl+Alt+Del Shortcuts Devices Preferences Connection Multi monitor Minimize Fullscreen Disconnect



Learn about this picture



Google Chrome



Microsoft Edge

Windows 11 Enterprise Evaluation
 Windows License valid for 90 days
 Build 26100.ge_release.240331-1435





eLux

Secure endpoint OS



Scout

Endpoint management platform

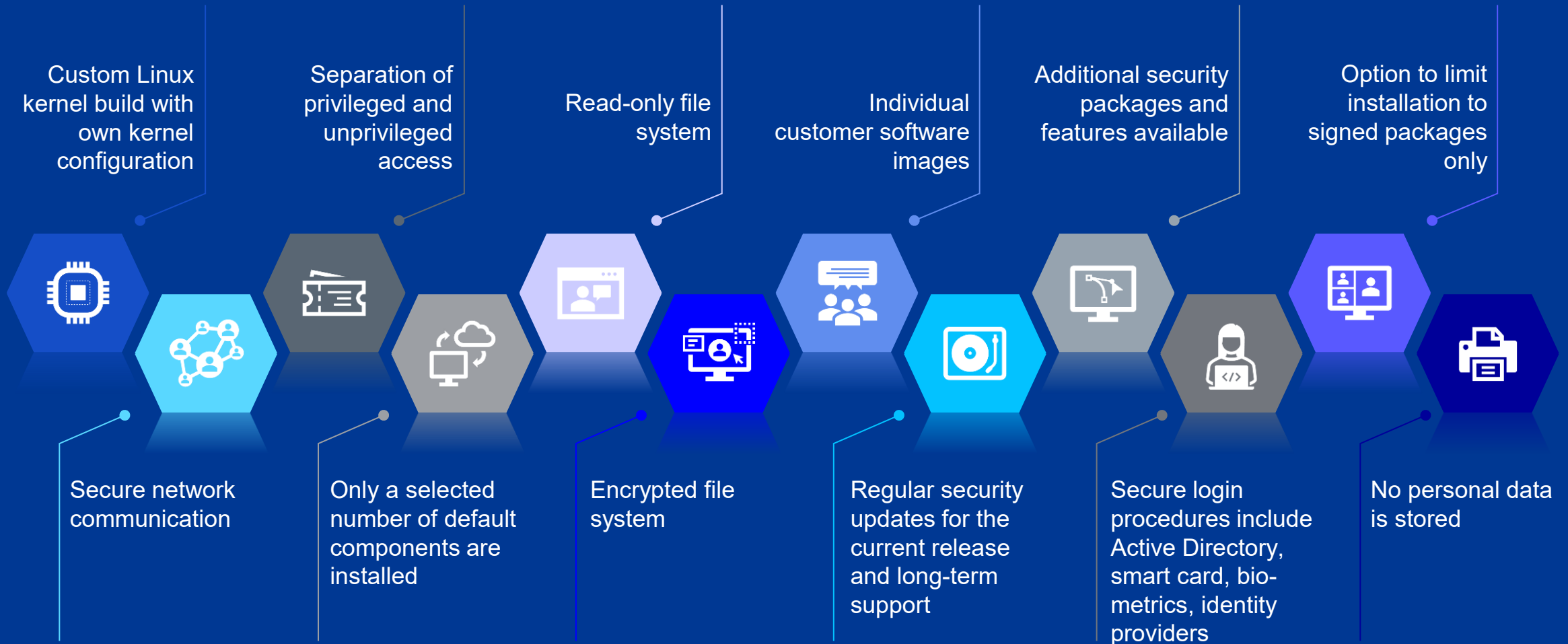


Security

Simplicity

Cost savings

eLux Security layers of defense





Command Prompt



Copilot



CTX



deviceTRUST Console



Google Chrome



Microsoft Edge



Microsoft Media Player



Microsoft Msn News



Microsoft Teams



Notepad



Photos



RDCMan



Session Recording...



Stepping Stones



Windows11



Windows 11 - RHOSV



WindowsDT

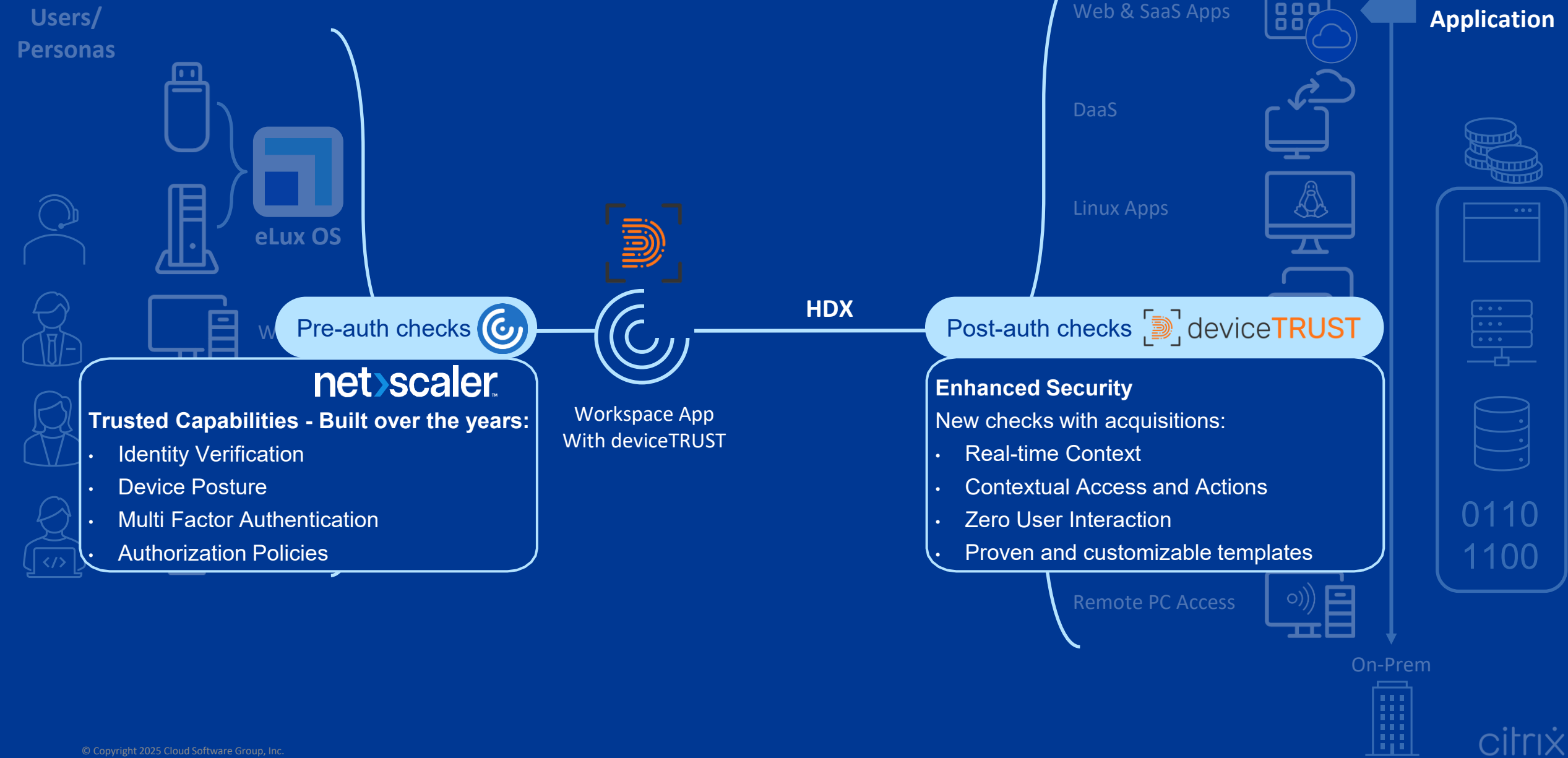


XenCenter

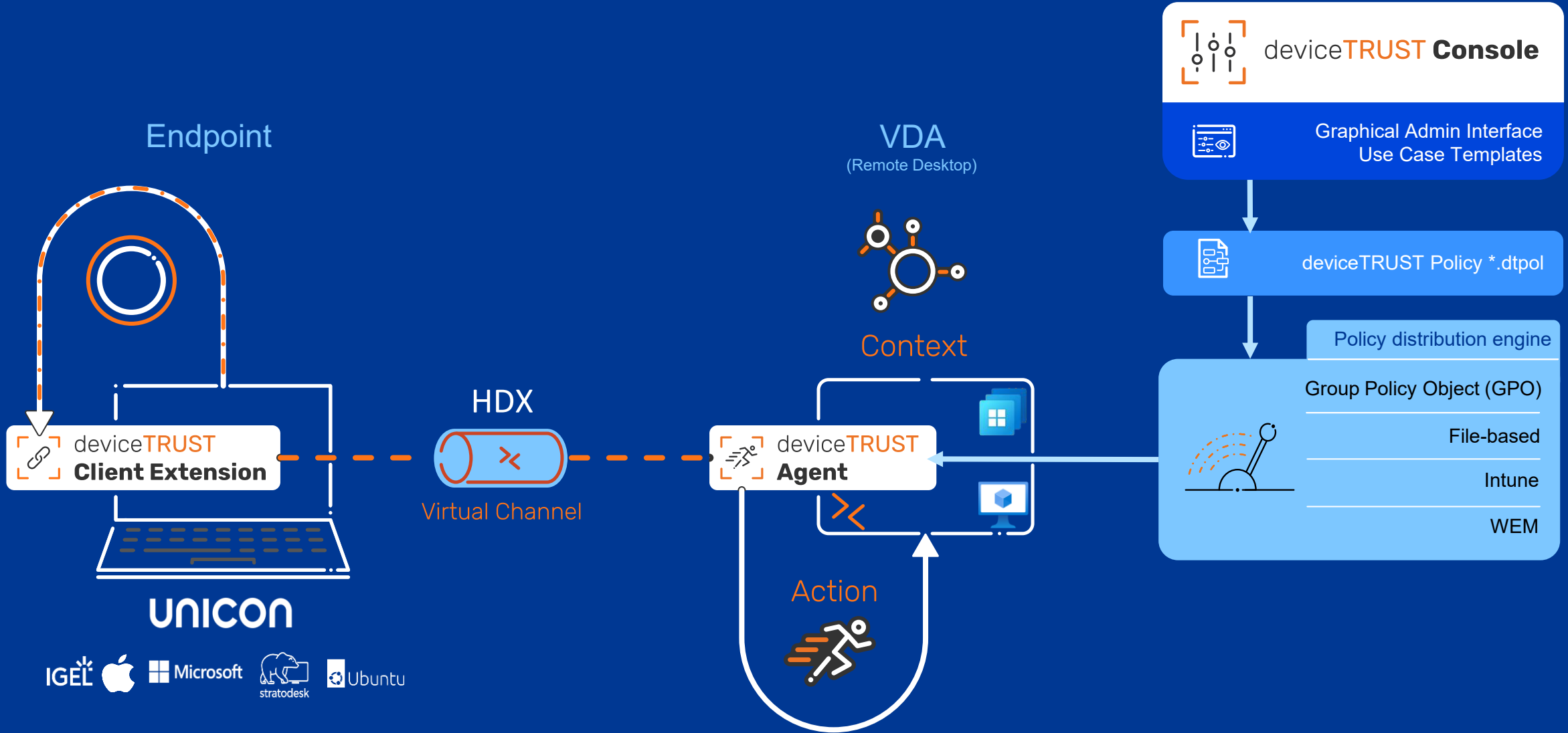


4:24 PM
10/26/2025

deviceTRUST Context Aware Access



deviceTRUST – In a nutshell



Active Layer

Configuration Layer



Recycle Bin

Pin Ctrl+Alt+Del Shortcuts Devices Preferences Connection Multi monitor Minimize Fullscreen Disconnect



Learn about this picture



sebastian@CTX
192.168.1.34
RHOSV-W11-01
2025/10/27 15:46

sebastian@CTX
192.168.1.34
RHOSV-W11-01
2025/10/27 15:46

sebastian@CTX
192.168.1.34
RHOSV-W11-01
2025/10/27 15:46

sebastian@CTX
192.168.1.34
RHOSV-W11-01
2025/10/27 15:46

sebastian@CTX
192.168.1.34
RHOSV-W11-01
2025/10/27 15:46



Google Chrome



Microsoft Edge

Windows 11 Enterprise Evaluation
Windows License valid for 90 days
Build 26100.ge_release.240331-1435

8°C Pochmurnie

Windows Start button Search bar Taskbar icons (File Explorer, Edge, etc.)

System tray icons (Network, Volume, Date/Time: 3:47 PM 10/27/2025)

- ole
- face
- ates
- tpol
- ngine
- PO)
- sed
- ine
- EM





demo@CTX
192.168.1.34
NUC-W01
2025/10/27 16:20

demo@CTX
192.168.1.34
NUC-W01
2025/10/27 16:20

Dostęp został zablokowany.

Your access has been blocked.

Wykryto działanie niedozwolonej aplikacji - Snipping Tool. Dostęp do sesji pulpitu został zablokowany.
Aby uzyskać więcej informacji należy skontaktować się z działem IT HelpDesk.

Unauthorized application detected - Snipping Tool. Access to the desktop session has been blocked.
For more information, please contact the IT HelpDesk.

Rozłącz / Disconnect

demo@CTX
192.168.1.34
NUC-W01
2025/10/27 16:20

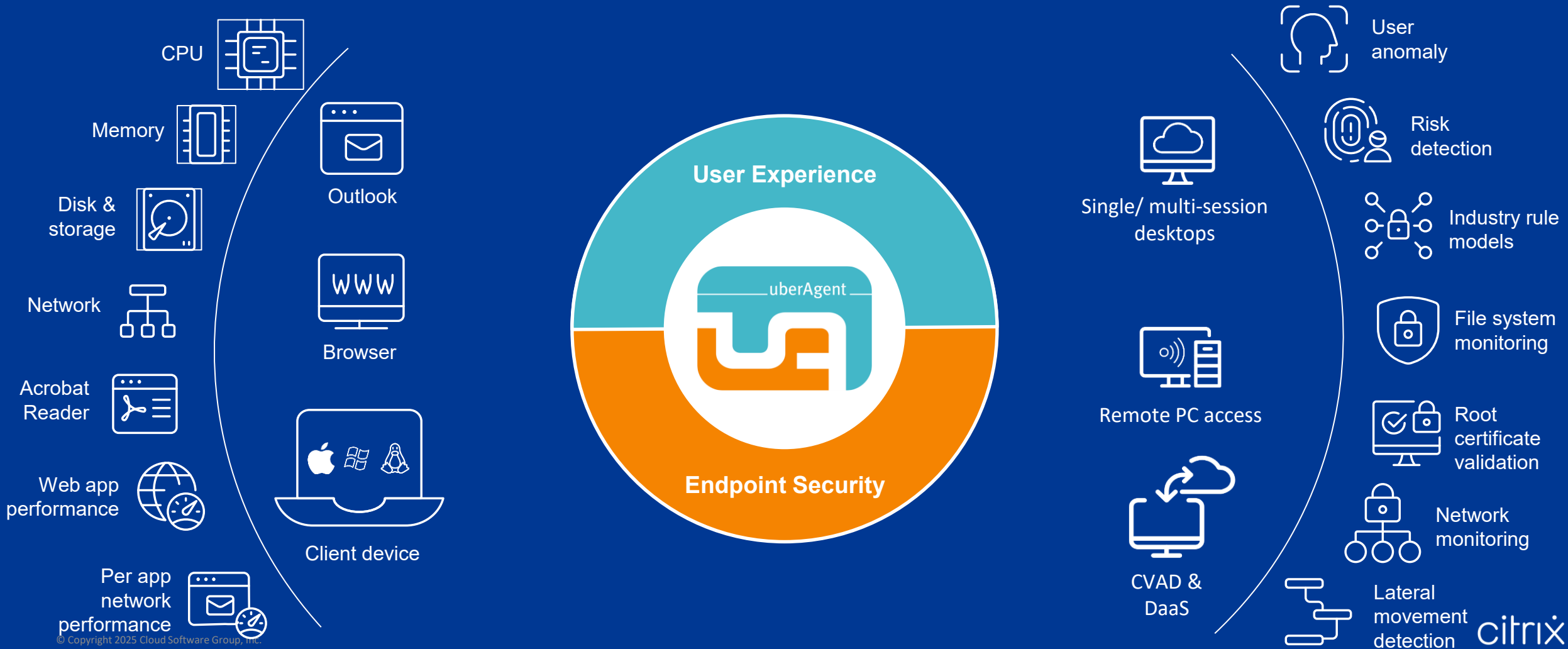
demo@CTX
192.168.1.34
NUC-W01
2025/10/27 16:20

AutoPlay

UNTITLED (F:)
There's a problem with this drive. Scan the drive now and fix it.

uberAgent

One product for all your environments & platforms



Experience Score Overview

This dashboard displays a high level overview of your environment. The lowest score is 0.0. The highest score is 10.0. The higher, the better. The data is updated every full and half hour. Click on a value of interest, to get a drilldown.

Filter field: Host Filter operator: in Filter expression: Submit Hide Filters Add filter



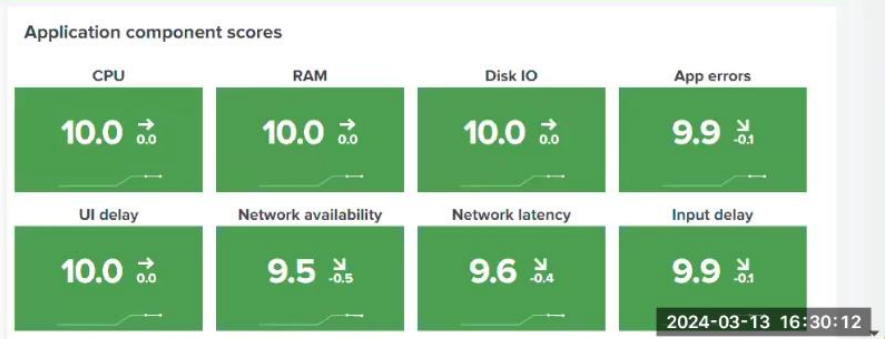
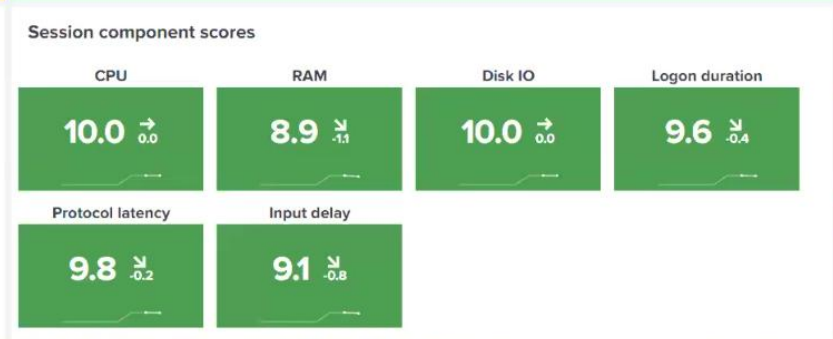
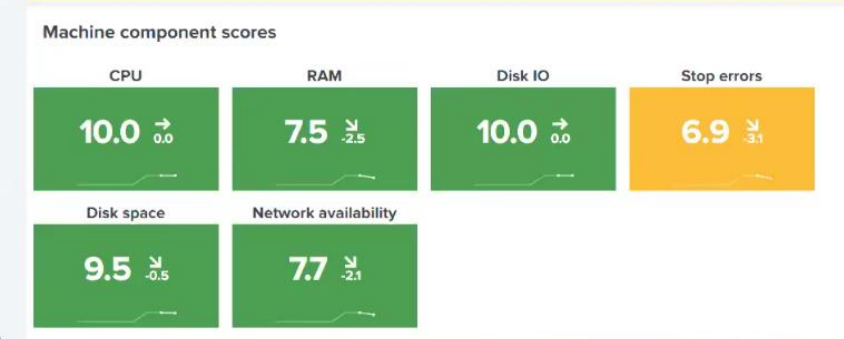
Machines



User sessions



Applications



Security Score Edit Export ...

The Security Score dashboard monitors the organization's security status by combining the key data sources Security & Compliance Inventory and Threat Detection Engine. It presents a comprehensive overview of the security score on a scale from zero to ten. The higher the score, the better your security level. Overall and category scores are calculated daily and compared to the past seven days, while test and tag analysis utilizes data from the 24 previous hours. Click on a value of interest to get a drilldown. SCI events are evaluated periodically every 30 minutes. To manually trigger the evaluation search, click the 'Refresh Now' button located at the bottom of the dashboard.

Filter field: Filter operator: Filter expression: Submit Hide Filters

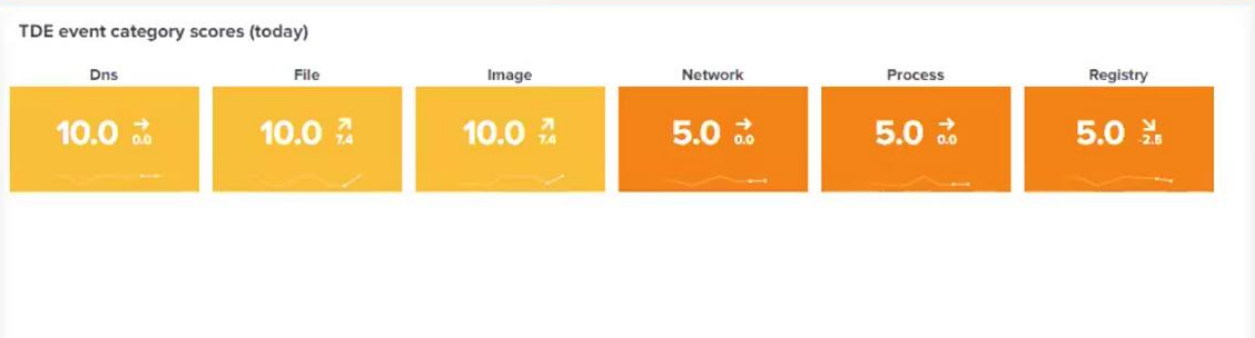
Add filter



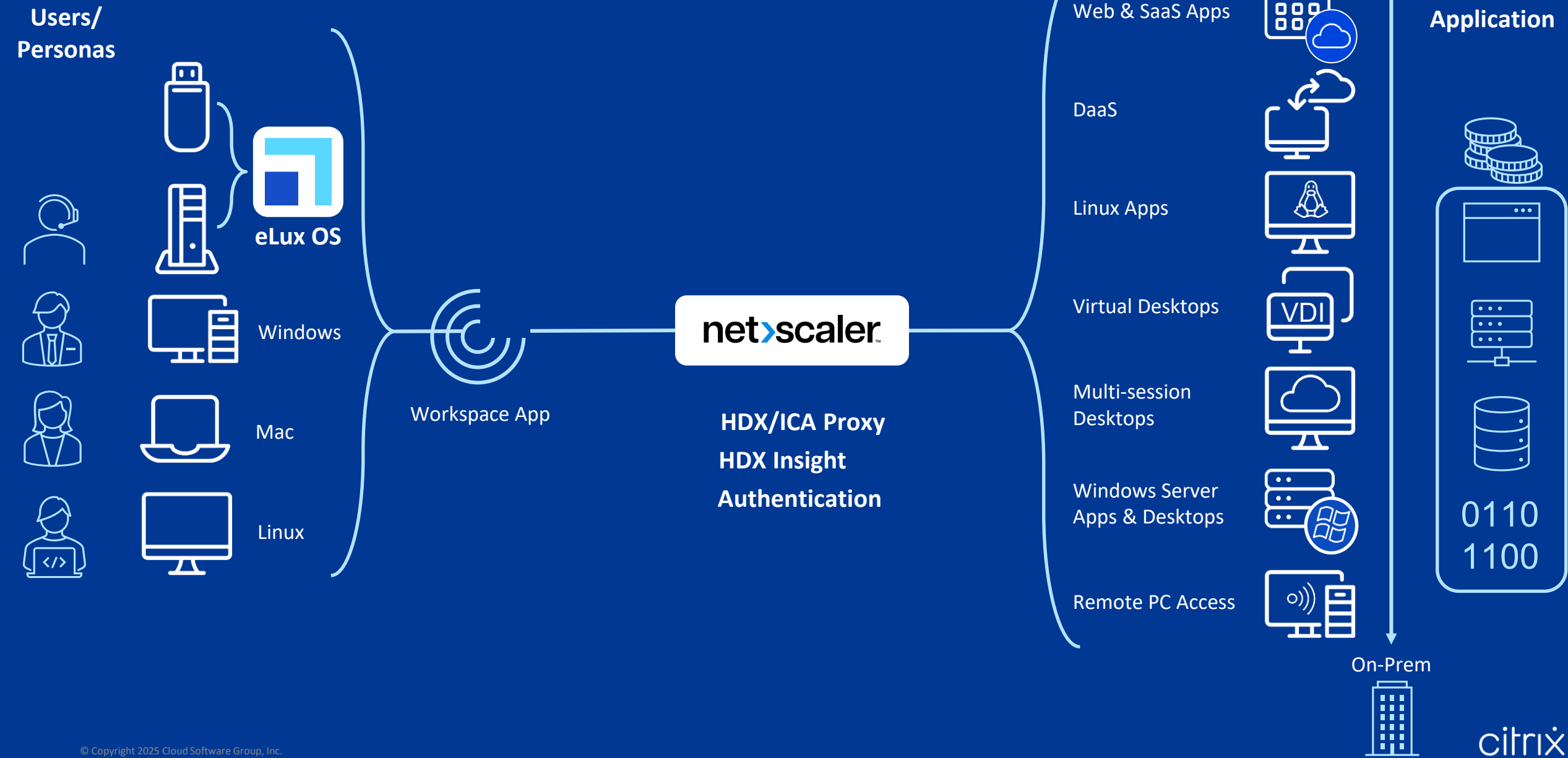
Security & Compliance Inventory



Threat Detection Engine



NetScaler Gateway for Citrix Workloads



App Delivery & Security

- Advanced Load Balancing**
Optimized resource utilization and user experience
- Content Switching**
Enhanced user experience and application availability
- SSL Offloading**
Enhanced security and improved application performance
- Global Service Load Balancing**
Delivers consistent user experience globally

- Compression**
Saves bandwidth and improves performance
- Caching**
Reduces latency by storing web content
- Platform Security**
Advanced features to secure the NetScaler platform
- Application Security**
WAF, API security and Bot Mitigation

Access Security

- Secure Gateway**
Provides secure access to apps with AAA
- Multi Factor Authentication**
Bolsters security through flexible MFA options
- Secure Private Access**
Delivers secure VPN-less access to applications
- VPN**
Delivers secure remote access and app delivery

Automation/Observability

- NextGen API**
RESTful API for programmatic ADC configuration
- Observability**
Integrations with all major Observability tools
- Analytics**
Simpler and scalable way to gain various insights
- SNMP / Metrics / Logs**
Offers granular performance and health metrics



Centralized Management and Monitoring, Automation, Orchestration, Advisories and Analytics



High Availability



Clustering



GSLB



Partitions



Kubernetes

Physical



Virtual



Multi-tenant



Private Cloud



Public Cloud



Containers



Comprehensive, Software Centric, Choice of Platform, Feature Rich, Single pass, Single Code base, Easy Manageability & Integration

PCI-DSS, FIPS, DoDIN, Common Criteria



ON-PREMISE

XenServer



NUTANIX



CLOUD



Red Hat

ORACLE
Cloud Infrastructure



Microservices



App Security



Scale



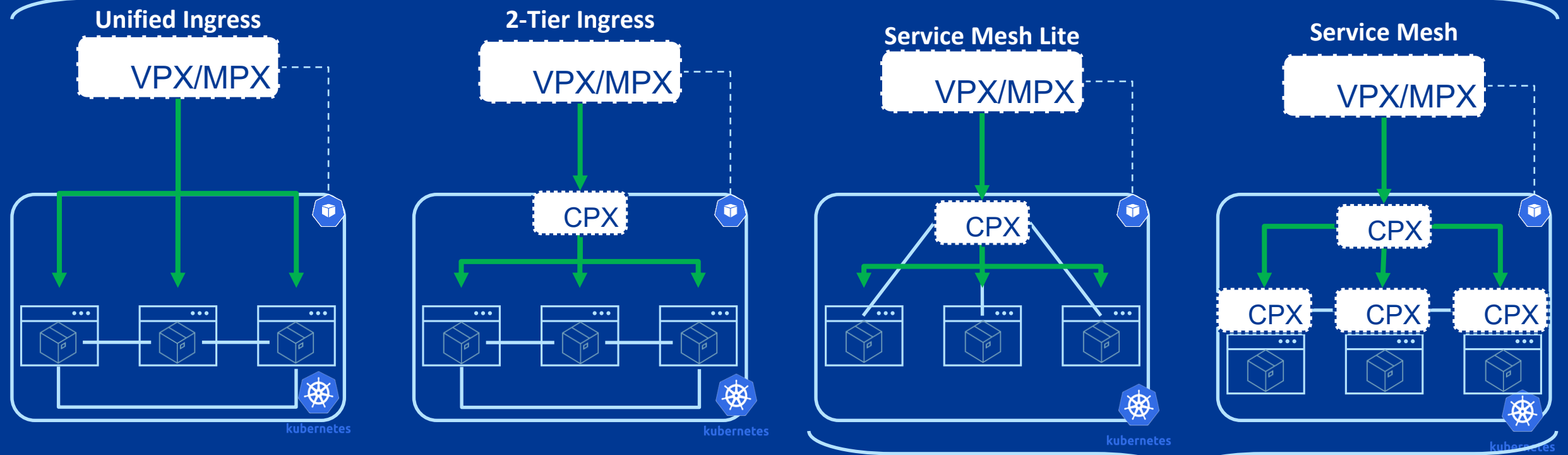
CI/CD



Observability



Tool Integration



App Security



Scale



CI/CD



Observability



Tool Integration



E/W Traffic

Citrix - Connecting Your Ecosystem, Not Complicating It

